

The Hong Kong University of Science and Technology

Student Feedback Questionnaire

Instructor - Section Report

SPRING 2017-18

Survey period: 25 April 2018 - 15 May 2018

Dr. PAN, Ping

HUMA-1000A-L1 Cultures and Values: Language, Communication and Society

210 student(s) have evaluated the course.

171 student(s) have not evaluated the course.

Percentage of enrolled students responding: 55.1% (210/381)

Adjusted percentage ^ of enrolled students responding: 53.0% (202/381)

Lecture Courses

Q1. The course has been well designed to help me learn.

		Weight	Count	Percentage	
A	Strongly Agree	100.0	37	17.6%	
B		75.0	88	41.9%	
C		50.0	67	31.9%	
D		25.0	12	5.7%	
E	Strongly Disagree	0.0	6	2.9%	
NA	Not Applicable		0	0.0%	
	Total		210	100.0%	

Statistics	Regular		Adjusted ^	
	Mean	SD	Mean	SD
Survey	66.4	23.3	67.1	21.3
Section	66.4	23.3	67.1	21.3
Course	66.4	23.3	67.1	21.3
Module (CCArea_H)	71.4	26.2	N/A	
Course Group (CC-Overall)	74.1	24.7		
Course Group (HUMA_UG)	71.5	26.2		
Department (HUMA)	73.2	26.2		
School (SHSS)	76.3	24.5		
University	77.0	24.3		

Q2. Lectures and course materials have been well prepared and useful in my learning.

		Weight	Count	Percentage	
A	Strongly Agree	100.0	44	21.0%	
B		75.0	91	43.3%	
C		50.0	57	27.1%	
D		25.0	13	6.2%	
E	Strongly Disagree	0.0	5	2.4%	
NA	Not Applicable		0	0.0%	
	Total		210	100.0%	

Statistics	Regular		Adjusted ^	
	Mean	SD	Mean	SD
Survey	68.6	23.5	69.3	21.4
Section	68.6	23.5	69.3	21.4
Course	68.6	23.5	69.3	21.4
Module (CCArea_H)	72.3	25.9	N/A	
Course Group (CC-Overall)	74.2	24.7		
Course Group (HUMA_UG)	72.2	26.0		
Department (HUMA)	72.2	26.0		
School (SHSS)	75.6	24.8		
University	77.1	24.6		

Q3. The value of this course was clear to me.

		Weight	Count	Percentage	
A	Strongly Agree	100.0	37	17.6%	
B		75.0	89	42.4%	
C		50.0	55	26.2%	
D		25.0	22	10.5%	
E	Strongly Disagree	0.0	6	2.9%	

Statistics	Regular		Adjusted ^	
	Mean	SD	Mean	SD
Survey	65.4	24.7	66.0	22.9
Section	65.4	24.7	66.0	22.9
Course	65.4	24.7	66.0	22.9
Module (CCArea_H)	70.9	26.9		
Course Group (CC-Overall)	73.9	25.1		
Course Group (HUMA_UG)	71.1	27.0		

NA	Not Applicable		1	0.5%	
	Total		210	100.0%	

Department (HUMA)	72.9	26.9	N/A	
School (SHSS)	76.2	25.2		
University	77.0	24.7		

Q4. The instructor stimulated my interest in this subject and encouraged me to think.

		Weight	Count	Percentage	
A	Strongly Agree	100.0	38	18.1%	█
B		75.0	75	35.7%	██
C		50.0	69	32.9%	███
D		25.0	19	9.0%	█
E	Strongly Disagree	0.0	8	3.8%	
NA	Not Applicable		1	0.5%	
	Total		210	100.0%	

Statistics	Regular		Adjusted ^	
	Mean	SD	Mean	SD
Survey	63.9	25.3	64.4	23.7
Section	63.9	25.3	64.4	23.7
Course	63.9	25.3	64.4	23.7
Module (CCArea_H)	70.8	28.1	N/A	
Course Group (CC-Overall)	72.9	26.4		
Course Group (HUMA_UG)	71.0	28.1		
Department (HUMA)	71.0	28.1		
School (SHSS)	75.5	26.1		
University	76.0	26.1		

Q5. Tests and assignments have been well designed, fair and relevant to my learning.

		Weight	Count	Percentage	
A	Strongly Agree	100.0	35	16.7%	█
B		75.0	92	43.8%	███
C		50.0	65	31.0%	███
D		25.0	14	6.7%	█
E	Strongly Disagree	0.0	4	1.9%	
NA	Not Applicable		0	0.0%	
	Total		210	100.0%	

Statistics	Regular		Adjusted ^	
	Mean	SD	Mean	SD
Survey	66.7	22.5	67.3	20.3
Section	66.7	22.5	67.3	20.3
Course	66.7	22.5	67.3	20.3
Module (CCArea_H)	71.0	25.5	N/A	
Course Group (CC-Overall)	72.3	25.1		
Course Group (HUMA_UG)	70.8	25.8		
Department (HUMA)	70.8	25.8		
School (SHSS)	74.5	24.9		
University	75.4	25.0		

Q6. Feedback on tests and assignments has been helpful and provided in good time.

		Weight	Count	Percentage	
A	Strongly Agree	100.0	42	20.0%	█
B		75.0	82	39.0%	███
C		50.0	60	28.6%	███
D		25.0	15	7.1%	█
E	Strongly Disagree	0.0	4	1.9%	
NA	Not Applicable		7	3.3%	
	Total		210	100.0%	

Statistics	Regular		Adjusted ^	
	Mean	SD	Mean	SD
Survey	67.6	23.6	68.3	21.5
Section	67.6	23.6	68.3	21.5
Course	67.6	23.6	68.3	21.5
Module (CCArea_H)	70.2	26.5	N/A	
Course Group (CC-Overall)	71.2	26.0		
Course Group (HUMA_UG)	70.2	26.7		
Department (HUMA)	70.2	26.7		
School (SHSS)	74.2	25.6		
University	74.4	26.0		

Q7. The instructor has been responsive to students' problems and available to answer questions.

		Weight	Count	Percentage	
A	Strongly Agree	100.0	54	25.7%	███
B		75.0	81	38.6%	███
C		50.0	54	25.7%	███
D		25.0	9	4.3%	█
E	Strongly Disagree	0.0	2	1.0%	
NA	Not Applicable		10	4.8%	
	Total		210	100.0%	

Statistics	Regular		Adjusted ^	
	Mean	SD	Mean	SD
Survey	72.0	22.4	72.6	20.9
Section	72.0	22.4	72.6	20.9
Course	72.0	22.4	72.6	20.9
Module (CCArea_H)	76.9	24.4	N/A	
Course Group (CC-Overall)	77.4	23.6		
Course Group (HUMA_UG)	76.7	24.5		
Department (HUMA)	76.7	24.5		
School (SHSS)	80.0	23.0		
University	81.1	22.8		

Q8. The instructor created a good atmosphere for learning.

		Weight	Count	Percentage	
A	Strongly Agree	100.0	42	20.0%	
B		75.0	79	37.6%	
C		50.0	68	32.4%	
D		25.0	15	7.1%	
E	Strongly Disagree	0.0	5	2.4%	
NA	Not Applicable		1	0.5%	
	Total		210	100.0%	

Statistics	Regular		Adjusted ^	
	Mean	SD	Mean	SD
Survey	66.5	23.9	67.2	22.0
Section	66.5	23.9	67.2	22.0
Course	66.5	23.9	67.2	22.0
Module (CCArea_H)	71.8	27.2	N/A	
Course Group (CC-Overall)	73.9	25.8		
Course Group (HUMA_UG)	71.8	27.3		
Department (HUMA)	71.8	27.3		
School (SHSS)	76.2	25.6		
University	77.7	25.1		

Q9. Compared to other courses, this course is academically:

		Weight	Count	Percentage	
A	Very Difficult	100.0	7	3.3%	
B		75.0	58	27.6%	
C		50.0	104	49.5%	
D		25.0	35	16.7%	
E	Very Easy	0.0	6	2.9%	
NA	Not Applicable		0	0.0%	
	Total		210	100.0%	

Statistics	Regular		Adjusted ^	
	Mean	SD	Mean	SD
Survey	53.0	20.6	53.1	18.5
Section	53.0	20.6	53.1	18.5
Course	53.0	20.6	53.1	18.5
Module (CCArea_H)	55.4	22.3	N/A	
Course Group (CC-Overall)	55.1	23.1		
Course Group (HUMA_UG)	55.4	22.2		
Department (HUMA)	55.4	22.2		
School (SHSS)	54.9	22.0		
University	59.4	23.2		

Q10. Compared to other courses, the workload for this course is:

		Weight	Count	Percentage	
A	Very Heavy	100.0	19	9.0%	
B		75.0	67	31.9%	
C		50.0	84	40.0%	
D		25.0	33	15.7%	
E	Very Light	0.0	7	3.3%	
NA	Not Applicable		0	0.0%	
	Total		210	100.0%	

Statistics	Regular		Adjusted ^	
	Mean	SD	Mean	SD
Survey	56.9	23.7	57.2	22.0
Section	56.9	23.7	57.2	22.0
Course	56.9	23.7	57.2	22.0
Module (CCArea_H)	55.4	24.6	N/A	
Course Group (CC-Overall)	50.7	25.0		
Course Group (HUMA_UG)	55.0	24.5		
Department (HUMA)	55.0	24.5		
School (SHSS)	52.2	24.6		
University	54.6	24.1		

Q11. The Canvas peer discussion forum helped me to know more about the related key values of both myself and my fellow students.

		Weight	Count	Percentage	
A	Strongly Agree	100.0	11	5.2%	
B		75.0	64	30.5%	
C		50.0	87	41.4%	
D		25.0	31	14.8%	
E	Strongly Disagree	0.0	16	7.6%	
NA	Not Applicable		1	0.5%	
	Total		210	100.0%	

Statistics	Regular		Adjusted ^	
	Mean	SD	Mean	SD
Survey	52.8	24.5	52.9	22.9
Section	52.8	24.5	52.9	22.9
Course	52.8	24.5	52.9	22.9
Module (CCArea_H)	53.0	26.2	N/A	
Course Group (CC-Overall)	53.0	26.2		
Course Group (HUMA_UG)	53.0	26.2		
Department (HUMA)	53.0	26.2		
School (SHSS)	53.0	26.2		
University	53.0	26.2		

Q12. The experience of this course helped me think more deeply about my own values and hence know myself better.

		Weight	Count	Percentage	

Statistics	Regular		Adjusted ^	
	Mean	SD	Mean	SD

A	Strongly Agree	100.0	11	5.2%	█
B		75.0	69	32.9%	██
C		50.0	89	42.4%	████
D		25.0	29	13.8%	█
E	Strongly Disagree	0.0	11	5.2%	█
NA	Not Applicable		1	0.5%	
	Total		210	100.0%	

Survey	54.8	23.1	55.0	21.4
Section	54.8	23.1	55.0	21.4
Course	54.8	23.1	55.0	21.4
Module (CCArea_H)	56.2	25.7	N/A	
Course Group (CC-Overall)	56.2	25.7		
Course Group (HUMA_UG)	56.2	25.7		
Department (HUMA)	56.2	25.7		
School (SHSS)	56.2	25.7		
University	56.2	25.7		

Q13. Through interaction with the peers in the course I learned more about different values.

		Weight	Count	Percentage	
A	Strongly Agree	100.0	14	6.7%	█
B		75.0	73	34.8%	██
C		50.0	89	42.4%	████
D		25.0	21	10.0%	█
E	Strongly Disagree	0.0	12	5.7%	█
NA	Not Applicable		1	0.5%	
	Total		210	100.0%	

Statistics	Regular		Adjusted ^	
	Mean	SD	Mean	SD
Survey	56.7	23.4	57.0	21.7
Section	56.7	23.4	57.0	21.7
Course	56.7	23.4	57.0	21.7
Module (CCArea_H)	55.8	25.2	N/A	
Course Group (CC-Overall)	55.8	25.2		
Course Group (HUMA_UG)	55.8	25.2		
Department (HUMA)	55.8	25.2		
School (SHSS)	55.8	25.2		
University	55.8	25.2		

Q14. The experience of this course largely improved my understanding of the three key values of language, communication and society.

		Weight	Count	Percentage	
A	Strongly Agree	100.0	25	11.9%	█
B		75.0	82	39.0%	██
C		50.0	78	37.1%	████
D		25.0	18	8.6%	█
E	Strongly Disagree	0.0	5	2.4%	
NA	Not Applicable		2	1.0%	
	Total		210	100.0%	

Statistics	Regular		Adjusted ^	
	Mean	SD	Mean	SD
Survey	62.5	22.5	63.0	20.5
Section	62.5	22.5	63.0	20.5
Course	62.5	22.5	63.0	20.5
Module (CCArea_H)	62.5	22.5	N/A	
Course Group (CC-Overall)	62.5	22.5		
Course Group (HUMA_UG)	62.5	22.5		
Department (HUMA)	62.5	22.5		
School (SHSS)	62.5	22.5		
University	62.5	22.5		

Q15. Estimate the percentage of lectures that you attended in this course.

		Weight	Count	Percentage	
A	90 - 100%	95.0	82	39.0%	██
B	80 - 90%	85.0	52	24.8%	█
C	50 - 80%	65.0	51	24.3%	██
D	30 - 50%	40.0	13	6.2%	█
E	Less than 30%	15.0	12	5.7%	█
	Total		210	100.0%	

Statistics	Regular		Adjusted ^	
	Mean	SD	Mean	SD
Survey	77.3	22.0	78.1	20.5
Section	77.3	22.0	78.1	20.5
Course	77.3	22.0	78.1	20.5
Module (CCArea_H)	76.0	24.0	N/A	
Course Group (CC-Overall)	76.0	24.0		
Course Group (HUMA_UG)	76.0	24.0		
Department (HUMA)	76.0	24.0		
School (SHSS)	76.0	24.0		
University	76.0	24.0		

Q16. Please rate the instructor overall:

		Weight	Count	Percentage	
A	Very Good	100.0	41	19.5%	█
B		75.0	101	48.1%	██
C		50.0	58	27.6%	██

Statistics	Regular		Adjusted ^	
	Mean	SD	Mean	SD
Survey	70.7	20.5	71.4	18.3
Section	70.7	20.5	71.4	18.3
Course	70.7	20.5	71.4	18.3
Module (CCArea_H)	75.3	25.2		

D		25.0	5	2.4%	█
E	Very Bad	0.0	3	1.4%	█
NA	Not Applicable		2	1.0%	█
	Total		210	100.0%	

Course Group (CC-Overall)	77.7	23.3	N/A
Course Group (HUMA_UG)	75.4	25.2	
Department (HUMA)	76.9	25.0	
School (SHSS)	79.8	23.4	
University	80.1	23.3	

Q17. Please rate the course overall:

		Weight	Count	Percentage	
A	Very Good	100.0	28	13.3%	█
B		75.0	88	41.9%	██████
C		50.0	73	34.8%	██████
D		25.0	15	7.1%	█
E	Very Bad	0.0	6	2.9%	█
NA	Not Applicable		0	0.0%	
	Total		210	100.0%	

Statistics	Regular		Adjusted ^	
	Mean	SD	Mean	SD
Survey	63.9	22.8	64.5	20.8
Section	63.9	22.8	64.5	20.8
Course	63.9	22.8	64.5	20.8
Module (CCArea_H)	69.3	26.3	N/A	
Course Group (CC-Overall)	71.8	24.8		
Course Group (HUMA_UG)	69.6	26.3		
Department (HUMA)	71.4	26.4		
School (SHSS)	75.0	24.8		
University	75.0	24.6		

Q18. What is good about the course?

1. -----
2. /
3. All lecture notes are well organised and uploaded to CANVAS before lecture. The instructor often refers to movies, cartoons or other sources to enhance understanding of key concepts.
4. All resources were provided online. Concepts were clearly explained. Class participation was clearly encouraged. Very welcoming learning environment.
5. As a business major, I loved having the opportunity to take this course and to write an essay. This course taught me very interesting things and stimulated my thinking. I feel compelled to share my new knowledge from this course with my parents and to continue to find materials on the topics to learn more about.
6. Dr.Pan try her best to make the lesson interesting
7. Encourages students to discuss personal views and to expand their knowledge. Challenges one's personal views.
8. Has different criteria to let student learn.
9. Heavy workload, but good grading and interesting content. Things taught in the lectures are useful when we interact with different people, as we pay more attention to our verbal and non-verbal language and cultural differences. Some videos were also very fun to watch.
10. I can learn lots of information about the languages
11. I can learn more about language in a deeper way Dr.Pan is willing to help and teach with passion!
12. I love how the course allows to me explore various topics to a great extent and I also learned how to perfect my essay writing on the way.
13. I think the content of this course is very interesting because language is everywhere. We speak everyday, we type everyday. This is a very good topic to investigate. Dr.Pan is very passionate to engage with us, want us to think more on the content after lecture.
Thank you Dr. Pan.
14. I think the good part about this course is that it is comprehensive and covered a wide-range of topics. I really like how every week, there were assigned readings provided because it really helped me understand the concepts and lessons more comprehensively.
Besides this, the teacher clearly knows the topic really well, and she gives very comprehensive and clear explanations. Overall, the course was very interesting and I learned a lot from it.
15. Ineresting
16. Interesting facts
17. It allows us to see things from different perspectives
18. It has a lot of videos so it is quite interesting
19. It helped me explore and understand more deeply on Language.
20. It is good that there are many examples given in the lectures which help to understand deeper in the content and easier to follow.
21. It is very content rich with good details and the professor is really passionate.
22. It makes me think more
23. It makes you think about different cultural values in a different perspective, taking in both views.
24. Learn about something that seems normal but actually very different
25. Learn more about ourselves
26. Managed to learn different aspects of language, values and culture
27. No final exam no midterm
28. Not available.
29. Only one lesson a week
30. Passionate professor
31. Quiet interesting

32. Study more about culture and language
33. The content is broad and helpful.
34. The content taught is very interesting and thought-provoking
35. The contents are interesting and inspiring. The instructor is well-prepared, experienced and nice.
36. The course contains some interesting topics.
37. The course helps introduce language and it helps improve my knowledge on language and linguistics.
38. The course is good because it explains values which seems simple at first glance in detail. This course also gives me the chance to write long essays which I enjoy.
39. The instructor is very good, motivate us to learn, to think she creates a good learning atmosphere
40. The instructor was good at explaining things.
41. The online discussion board allows all the students to exchange our ideas.
42. The philosophy
43. The subject is interesting.
44. The topic is interesting
45. There is break every lesson
46. This course clearly guides the students the key values of three aspects - language, communication, and society. The professor always prepares a lot to create a good atmosphere during class.
47. Understand language concepts
48. deeper discussion on language, communication
49. flexible use of time
50. help us split the final essay into parts and help us finish them
51. interactive activities
52. interesting topic
53. interesting tutor in workshop
54. it's a very unique course and it informs me about people and how we interact
55. light workload and quiz is not hard
56. nice
57. nothing good about this course. I learned basically nothing. I strongly advise HKUST cancel the mandatory requirement of common course, especially HUMA1000. This is a waste of time. It's not only me strongly complaining about this course. All of my friends from Mainland have the same feeling as me. I hope HKUST could really reconsider my complaint.
58. rich content
59. the power point is well designed.
60. the prof is nice and willing to help students to solve their problem. Also, the learning atmosphere of lessons is quite good coz the prof has some interaction with the students.
61. /

Q19. What could be done to improve the course?







1. -----
2. /
3. Allow more quota for tutorial sessions / allow seats available in tutorial session > lecture session during the add-drop, as too many students can't get in this lecture just because of waiting for the same tutorial session!
4. At the beginning of the course, it could be made more clear that each of the essay topics will be covered through the lectures, but it is important to be patient or it is okay to look ahead at the future topics.
5. Cancel the discussion.
6. Classes are boring
7. Decrease class size
8. Decrease workload
9. I think peer discussion is a good way to share ideas with the fellow students, however, most of the students upload their arguments only few days before the deadline. Therefore, even though I uploaded mine one-two weeks before the deadline, I needed to wait for more than one week to see how others think about the discussion topic. I felt the need of more active discussion from the students.
10. I think that this course could be improved by getting students to participate more actively during the lecture discussions. In addition, I believe that the class size is too big, which makes it not conducive in getting students to focus. Although I found the reading interesting, I often lacked the incentive to read them, so I feel that it might be good to require students to give their thoughts on the readings, and the best written ones can get bonus points.
11. I think the reference should not be a must in the online discussion on canvas . it always make a pressure on student because finding a reference is not easy and time-consuming. The format should be more like friends chatting with each other. I mean student could provide reference, but not a must.
12. Lecture notes is too dry. Too much information stuffed into one weekly lecture. It's better to focus on the more important/key points instead of pasting one whole chunk of information which is tiring to read. Lecturer also relies too much on the lecture notes during the lecture, it's as if she's reading directly from it. Just like I have said earlier, it is better if she emphasized the key points in the notes, and then elaborate better during the lecture to stimulate a more efficient absorption of information.
13. Let me ask you, what is the purpose of online discussion? If you say is writing lengthy text and show that you are so strong to think

a lot of points, I'm so upset about today's education system. The online discussion even tell us lengthy content doesn't the count towards the score but why? Why not express in a more simple way? There are students do not have time to follow every words every day, some of them even cannot digest many words in a period of time. So lengthy discussion for what? Therefore, Q13 is a good question,"Through interaction with the peers in the course I learned more about different values.", I really understand what my peers are thinking and their values. For the workshop, I think is not necessary to meet face by face every week because everything you can learn online from the course's online videos, I understand what we need is the advising of the essay, so why don't we have an adviser instead of a workshop?

14. More interesting stuff should be included, otherwise it will easily cause us sleep.
15. N/A (2)
16. NA
17. Nil
18. None
19. Not be so boring
20. Not quite sure.
21. Provide lecture videos
22. Reduce workload
23. Shorten the lectures
24. Shorter Lecture duration
25. Some materials are related to Chinese language, and it was difficult to understand the key concepts or meaning as I cannot read or write Chinese language.
26. Sometimes the lecture is a bit long and it is hard to concentrate in the middle of class
27. Sometimes too much material was presented in lecture and on the slides so I would get overwhelmed and distracted.
28. The content in the lecture slides was often not very interesting.
29. The interactiveness in the lectures
30. The lectures and writing workshops can be more coherent
31. The lesson time is too long and can be cut it into 2 lectures. And I cannot find the meaning of doing online canvas discussion.
32. The quiz in my opinion is very unnecessary. Maybe remove the quiz altogether or give mock quiz as I have no picture what the quiz will be like.
33. The quizzes are too difficult and there are too many readings and it is overwhelming.
34. The reading articles are too long and it's very difficult to read them all.
35. There can be some games.
36. Too less opportunities for students to get in touch on the concepts taught in the lesson
37. Too much quotes in the powerpoint
38. Write the essay in month instead of two to three months, I prefer having the workshop continuously instead of stalling for 3 months
39. boring
40. content can be simpler
41. include more videos for easier concept understanding
42. lecture can be more fun
43. less work load
44. nice
45. nothing
46. provide more practice questions for the quiz
47. quite heavy workloads
48. shorten the length of each lesson to make it less sleepy
49. too hard.
50. too syllabus is too wide
51. /

Common Core Course Questions

Q20. My ability to understand and describe human issues from a humanities angle has been enhanced.

		Weight	Count	Percentage	
A	Strongly Agree	100.0	19	9.0%	
B		75.0	80	38.1%	
C		50.0	84	40.0%	
D		25.0	20	9.5%	
E	Strongly Disagree	0.0	4	1.9%	
NA	Not Applicable		3	1.4%	
	Total		210	100.0%	

	Regular		Adjusted ^	
Statistics	Mean	SD	Mean	SD
Survey	60.9	21.5	61.3	19.4
Section	60.9	21.5	61.3	19.4
Course	60.9	21.5	61.3	19.4
Module (CCArea_H)	65.8	24.8	N/A	
Course Group (CC-Overall)	65.8	24.8		
Course Group (HUMA_UG)	65.8	24.8		
Department (HUMA)	65.8	24.8		
School (SHSS)	65.8	24.8		

Q21. My ability to understand diverse human values, feelings, reason and creativity in various forms of expression has been enhanced.

		Weight	Count	Percentage	
A	Strongly Agree	100.0	23	11.0%	
B		75.0	86	41.0%	
C		50.0	77	36.7%	
D		25.0	18	8.6%	
E	Strongly Disagree	0.0	4	1.9%	
NA	Not Applicable		2	1.0%	
	Total		210	100.0%	

Statistics	Regular		Adjusted ^	
	Mean	SD	Mean	SD
Survey	62.7	21.8	63.3	19.7
Section	62.7	21.8	63.3	19.7
Course	62.7	21.8	63.3	19.7
Module (CCArea_H)	66.0	25.1	N/A	
Course Group (CC-Overall)	66.0	25.1		
Course Group (HUMA_UG)	66.0	25.1		
Department (HUMA)	66.0	25.1		
School (SHSS)	66.0	25.1		
University	66.0	25.1		

Q22. The course has aroused my interest in learning more about issues of importance from the angle of the humanities.

		Weight	Count	Percentage	
A	Strongly Agree	100.0	19	9.0%	
B		75.0	79	37.6%	
C		50.0	76	36.2%	
D		25.0	23	11.0%	
E	Strongly Disagree	0.0	13	6.2%	
NA	Not Applicable		0	0.0%	
	Total		210	100.0%	

Statistics	Regular		Adjusted ^	
	Mean	SD	Mean	SD
Survey	58.1	24.9	58.4	23.3
Section	58.1	24.9	58.4	23.3
Course	58.1	24.9	58.4	23.3
Module (CCArea_H)	64.3	27.3	N/A	
Course Group (CC-Overall)	64.3	27.3		
Course Group (HUMA_UG)	64.3	27.3		
Department (HUMA)	64.3	27.3		
School (SHSS)	64.3	27.3		
University	64.3	27.3		

^ Explanatory notes on adjusted percentage, mean and SD (collectively referred to as "adjusted statistics" below):

- Adjusted statistics are calculated to provide a reference with extreme responses being excluded.
- If a survey recorded 3 or more responses, the top 1.5% AND bottom 1.5% responses will be discarded. The number of discarded response(s) of each end is rounded UP to the nearest integer. The resultant data set will then be used to calculate adjusted statistics in this report.
- Adjusted statistics will be provided up to course level if and only if they meet the following conditions:

Level of adjusted statistics	Conditions
Survey level	The survey receives 3 or more responses.
Section level	(1) All surveys receive 3 or more responses; AND (2) This section is taught by One teaching staff only (instructor / TA).
Course level	(1) All surveys receive 3 or more responses; AND (2) This course is taught by One teaching staff only (instructor / TA).

If no adjusted statistics is provided, it will be marked as "-" in this report.